





# GRADE 3: Wednesday 9<sup>th</sup> June

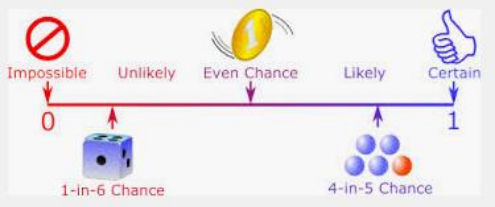



Don't forget to check in on the Google Form before **1:00pm** please:

<https://forms.gle/WbDzmNxWNE1P6sFN6>

Have fun with your Buddy activity – Let's see how creative you can be!!

READING	WRITING	MATHS	INQUIRY/OTHER
<p><b>Learning intention</b></p>	<p><b>Learning intention</b></p>	<p><b>Learning intention</b></p>	<p><b>Learning intention</b></p>
<p><b>Focus: Comprehension</b></p> <p>We are learning to understand what we read.</p>	<p><b>Focus: Editing</b></p> <p>We are learning to understand how to edit.</p>	<p><b>Focus: Statistics &amp; Probability</b></p> <p>We are learning to understand that everyday events involve chance.</p>	<p><b>Focus: Buddies</b></p> <p>We are learning to spread kindness to our buddies.</p>
<p><b>Success Criteria</b></p>	<p><b>Success Criteria</b></p>	<p><b>Success Criteria</b></p>	<p><b>Success Criteria</b></p>
<p>I can use various reading strategies to answer a series of questions.</p> <p>I can clarify the meaning of unknown words.</p>	<p>I can edit a short passage.</p> <p>I can use editing skills to fix any mistakes in a passage</p>	<p>I can place everyday events on a probability line.</p> <p>I can create my own probability line.</p>	<p>I can create a happy Buddy Bear picture or 3D creation for my buddy to brighten their day.</p>
<p><b>Task</b></p>	<p><b>Task</b></p>	<p><b>Task</b></p>	<p><b>Task</b></p>
<p>Read for 15 minutes independently – You can read a book of your choice from home, or a story from Sunshine Online, Reading Eggs/Eggspress or Kids News.</p> <p><b>ACTIVITY:</b> Log in to the Reading Eggspress website and complete the assigned task. Carefully read the text and answer the questions.</p> 	<p><b>Editing</b> is the process of reviewing a piece of writing to correct any errors.</p> <p><b>ACTIVITY:</b> Re-write the passage below using the instructions at the bottom of the card. Look for capital letters, full stops, apostrophes and spelling mistakes. If you are having trouble reading this refer to the <b>bigger version below.</b></p> <div data-bbox="638 970 1055 1219" style="border: 1px solid black; padding: 5px;"> <p><b>3 Where's My Mouse?</b></p> <p>I've lookt everywhere and i still cant find my pet mous he isnt in his cage maybe hes gone unda the house again ill have to get dad to get him when he comes home from work</p> <p><small>Find 3 spelling mistakes. Add 6 capital letters, 4 full stops and 5 apostrophes of contraction.</small></p> <p><small>teachstarter</small></p> </div>	<p><b>WARM UP: Nim Game</b> (Requires 2 players and 15 household objects e.g. icy-pole sticks, spoons, pegs, rocks etc.)</p> <p><b>How to Play:</b></p> <ol style="list-style-type: none"> <li>Set up 3 rows of objects as shown below (rows of 3, 5, and 7).</li> <li>Players take turns removing objects from any one of the rows.</li> <li>You can take however many objects you like from a row, but only from that row.</li> <li>The loser is the person who is forced to take the last object.</li> <li>Keep a tally of who wins. Discuss strategies after a few games.</li> </ol>  <p><b>ACTIVITY 1:</b> With your family, discuss some everyday activities that will fall into the following categories: <b>'likely'</b> or <b>'unlikely'</b> and identify</p>	<p>Last week it was <b>Buddies Week</b> at school, but unfortunately most of us didn't get to meet up with our Buddies because we returned to remote learning. So, we thought we could make something to share with our buddy grade to brighten their day.</p> <p><b>ACTIVITY:</b> Create a happy Buddy Bear picture or 3D creation. Put Buddy Bear in a funny situation to make your buddy laugh (e.g. standing upside down in Mr Shaam's garden! 😊) You can choose how you create it. It can be a drawing or created with materials (Lego, construction paper, blocks etc.). You might like to use the <b>Buddy Bear templates</b> (see below). Here are some pictures to inspire you:</p>  



		<p>some events that are '<i>certain</i>' or '<i>impossible</i>' or <i>even chance</i>-50/50 etc.</p> <p>Now rule up a <b>probability line</b> * on a large piece of paper or in your book. Write up at least 2 to 3 events for each of the probabilities on top of the line. E.g. <i>certain</i> – the sun will come up tomorrow; <i>unlikely</i> – it will snow today in Hoppers Crossing)</p> <p>* (A <b>probability line</b> is a line with the following words underneath in this order: <i>impossible, unlikely, even chance, likely, and certain</i>).</p>  <p><b>ACTIVITY 2:</b> What is the probability of the following happening?</p> <ul style="list-style-type: none"> <li>• Will it rain today?</li> <li>• Mr Shaam will visit me tomorrow.</li> <li>• Mrs Andrews will sing to the class when we get back.</li> <li>• Mr M will eat a big burger.</li> <li>• Mrs Day-Askham will drink an entire case of Pepsi in one day.</li> </ul>	<p>If possible, please take a photo of your finished Buddy Bear picture or creation and ask your parents to email the photograph to your teacher.</p> <p>Alternatively, bring your Buddy Bear picture or creation to school when we return and we will share them with our Buddies.</p>   
--	--	--	--

<b>Too hard?</b>	<b>Too hard?</b>	<b>Too hard?</b>	<b>Too hard?</b>
------------------	------------------	------------------	------------------

Each Reading Eggspress 'assignment' has been set to your reading level. Try your best 😊

Complete the **blue** editing card, which is a little bit easier. (Bigger version **below**).

**2 Joe's Pets**

joe has three petts. A lizard named spikey, a dog named fluffy and a fish namd goldie

Find 2 spelling mistakes.  
Add 4 capital letters and 1 full stop.

© teachstarter

Write two events for each probability.

- Impossible
- Unlikely
- Even Chance
- Likely
- Unlikely
- Certain

N/A

<p><b>Too easy?</b></p> <p>Clarify (check the meaning) of any unknown words that you may come across while reading the text. Remember the strategies used to clarify words (read on, read back, ask a family member or look in a dictionary). Write down the words you have clarified in your workbook and include your own definition.</p>	<p><b>Too easy?</b></p> <p>Complete the green editing card. Once you are done, you can be the teacher!! Write a paragraph and include some mistakes on purpose! Make sure you know what the mistakes are. Now, hand the paragraph to a family member and see if they can edit it correctly. Go through their answers together.</p>	<p><b>Too easy?</b></p> <p>Draw your own probability line and plot in events that occur with the following headings: <i>Impossible, Unlikely, Even Chance, Likely, Unlikely</i> and <i>Certain</i>.</p> <p>Use can use fractions and/or percentages at each point on the probability line. E.g. certain= 100/100 or 100%, even chance ½ or 50% etc.</p>	<p><b>Too easy?</b></p> <p>After you have created your Buddy Bear picture or model, click on the <b>Buddy Bear Foundation</b> link to play Buddy Bear games and explore the Kids Buddy Zone.</p> <p><a href="#">CLICK HERE</a></p>
<p><b>Don't have the Reading EggsPress app?</b></p> <p>Read a book of your choice from home and answer the following questions:</p> <ul style="list-style-type: none"> <li>• Who are the characters in the story?</li> <li>• What is the problem?</li> <li>• How does the problem get solved? (Solution)</li> <li>• What was the climax (the most exciting part) of the story?</li> <li>• Write a summary about the text. What happened at the start, middle and end of the text?</li> </ul>	<p><b>Don't have _____ ?</b></p> <p>N/A</p>	<p><b>Don't have _____ ?</b></p>	<p><b>Don't have _____ ?</b></p>

### 3 Where's My Mouse?

ive lookt everywhere and i still cant  
find my pet mous he isnt in his cage  
maybe hes gone unda the house  
again ill have to get dad to get him  
when he comes home from work



Find 3 spelling mistakes.  
Add 6 capital letters, 4 full stops and 5 apostrophes of  
contraction.

### 2 Joe's Pets

joe has three petts. A lizard  
named spikey, a dog named fluffy  
and a fish namd goldie



Find 2 spelling mistakes.  
Add 4 capital letters and 1 full stop.

